

CLASS -LKG
SESSION - 2025 – 2026
CURRICULUM AND ACTIVITY PLANNER
GENERAL INSTRUCTION






➤ **Birthday Celebration :**

The Celebrant child clad in colourful attire will come to school. He / She will feel special among his/her peer group as a birthday song will be sung. Along with it, the child will seek the blessings of God Almighty through the Vedic Havan




Please Note: No candies or chocolates will be distributed in school campus.










ENGLISH

Month	English Lesson	Teaching aids and Methodology	Activities Based on Experiential learning	Learning outcomes
April	<p><u>English Oral :</u> <u>Reading</u> : Aa – Dd <u>Rhyme</u> : Brush your teeth <u>Story</u> : Ant and the grasshopper(Question/Answer) <u>Jolly Phonics</u> : A,B,C,D</p> <p><u>Written :</u></p> <ul style="list-style-type: none"> Aa-Zz (Revision) Circle the correct alphabet 	<p>Loud Reading</p> <p>Poem recitation with actions Dramatization method</p> <p>Demonstration method Flash cards</p>	<p>Integration with arts Integration with music and action Jolly phonic song Letter sorting game Story telling with letters Discuss letter formation</p> 	<p>To develop listening and speaking skills To recite poem with actions Improve listening skills Improving writing skills</p> 
May	<p><u>English Oral :</u> <u>Reading</u> : Aa – Hh <u>Rhyme</u> : My Mother <u>Story</u> :Ant and the grasshopper (Ques–Ans) <u>Jolly Phonics</u> : A,B,C,D,E,F,G,H</p> <p><u>Written :</u></p> <ul style="list-style-type: none"> Aa - Zz, Fills up Cursive :  	<p>Reading book , flash cards Audio - video aid</p> <p>Enactment</p> <p>Jolly_Phonics song with action and rhythm</p> <p>Demonstration method</p>	<p>Integration with arts Integration with dance</p> <p>Discuss letter formation Tracing of cursive tail</p> 	<p>To develop speaking skills Recognize the letters and pictures and its sound To recite the poem Able to write the letters</p> 




JUNE - SUMMER VACATION

<p>July</p>	<p>English Oral : Reading: Recapitulation of Letters: Aa –Hh Introduction of new letters : li –Ll Rhymes : Do you love Colours , Five little rain drops Story: The Lion and the Cows (Question –Answer) Jolly Phonics: I,J,K,L Written :</p> <ul style="list-style-type: none"> Recapitulation - cursive letters: <i>c, a</i> Introduction of new Cursive letters: <i>d, g, e, l</i> 	<p>Drilling method ,Reading book and real objects</p> <p>Poem recitation with action and rhythm</p> <p>Dramatization method</p> <p>Phonic sounds</p> <p>Demonstration method</p>	<p>Speaking activity with live examples</p> <p>Integration with dance</p> <p>Puppet show</p> <p>(Forming letters with rangoli colors and clay)</p> 	<p>To develop the recognition of letters</p> <p>Developing self confidence through public speaking</p> <p>Grasp the lesson behind the story</p> <p>Build confidence in writing</p> 
<p>August</p>	<p>English Oral Reading: Letter: Aa – Pp Rhyme : One Two Story : The lion and the cows. (Question –Answer) Jolly Phonics : M,N,O Written:</p> <ul style="list-style-type: none"> Cursive <i>b, f, a</i> to <i>h</i> Matching upper case to lower case Write the first letter 	<p>Book Reading , real objects</p> <p>Poem recitation with singing and action</p> <p>Dramatization method</p> <p>Audio -visual aid</p> <p>Demonstration method</p>	<p>Jolly phonic song and speaking activity</p> <p>Integration with music and dance</p> <p>Dramatization method</p> <p>Worksheet</p> 	<p>To develop the recognition of the letters with the help of phonic sound.</p> <p>To build confidence to recite the poem with action .</p> <p>Able to understand the moral of the story</p> <p>Develop writing skills</p>

September	<p>English Oral Reading: Letter: Aa – Tt Rhymes : The Right Hand and Left hand & Bubbles Story: Lazy John (Question –Answer) Jolly Phonics : Q,R,S,T</p> <p>Written : Cursive : <i>i, t, k, m, n, a</i> to <i>n</i></p> <ul style="list-style-type: none"> • Fill Ups • Dictation 	<p>Drilling method Flash cards Poem recitation with action</p> <p>Dramatization method</p> <p>Audio -visual aid</p> <p>Demonstration method</p>	<p>Learning by doing</p> <p>Activity with phonic sound of letters in E-block</p> <p>Integration with dance and music</p> <p>Role playing Activity based (Forming letters with rangoli colors and clay)</p>	<p>Easy to identify the letters and pictures related to it . To improve expression while recite the poem To understand the moral of the story Improve the formation of letters</p> 
October	<p>English Oral Reading: Letter: Aa- Zz Rhymes : Festivals & Cats Story: The Lazy John (Question-Answer) Jolly Phonics : U to Z Written :</p> <ul style="list-style-type: none"> • Cursive : <i>o, p, q, r, s</i> • <i>a</i> to <i>s</i> • Fills Up Dictation and Write the First letter . 	<p>Loud Reading Drilling method</p> <p>Poem recitation with action</p> <p>Dramatization method</p> <p>Demonstration method</p>	<p>Bingo game with letters and phonic sound Rhyme with action Audio -visual aid</p> <p>Worksheets</p> 	<p>Easy to recognize the letters with the help of phonic sound.</p> <p>To recite the poem with action</p> <p>Easy to learn new words</p> <p>Able to write the letters</p>
November	<p>English Oral Reading: Letter Aa-Zz Rhymes : So many Veggies & The little Bird Story: Grandpas advise (Question- Answer) Jolly Phonics : U to Z Written :</p> <ul style="list-style-type: none"> • Cursive : <i>t, u, v, w, a</i> to <i>w</i> • Fills Up 	<p>Loud Reading Drilling method Poem recitation with action Dramatization method</p> <p>Phonic sounds</p> <p>Demonstration method</p>	<p>Phonics bingo</p> <p>Integration with dance</p> <p>Role play</p> <p>Application based learning</p> 	<p>Easy to recognise the letters with the help of phonic sound.</p> <p>Recite the poem with action and expression</p> <p>Easy to understand the moral of the story Easy to write the letters and make the difference</p>



	<ul style="list-style-type: none"> Match – capital to small cursive 			between upper and lower case
December	<p><u>English Oral</u> <u>Reading</u>: Two Letters words and 'A' Sound Words <u>Rhyme</u> : I am Little Santa <u>Story</u>: Grandpas advise (Question- Answer) <u>Jolly Phonics</u> : A to Z <u>Written</u> :</p> <ul style="list-style-type: none"> Cursive : <i>A, a, z, z</i> 'A' Sound Words Name the pictures . 	<p>Loud Reading Drilling method</p> <p>Flash cards Poem recitation with action</p> <p>Dramatization method</p> <p>Phonic sounds Demonstration method</p>	<p>Gains knowledge about blending of alphabets together and forming words</p> <p>Rhyme with action with puppet Worksheets</p> 	<p>To recognize the letters with the help of phonic sound. To recite the poem understand the moral of the story To improve forming words</p> 
January	<p><u>English Oral</u> <u>Reading</u>: Two Letters Words & 'A' Sound Words <u>Rhyme</u> : Winter Winter <u>Story</u> : Always Share (Question – Answer) <u>Jolly Phonics</u> : A to Z <u>Written</u> :</p> <ul style="list-style-type: none"> 'A' Sound Words Name the picture Animals name 	<p>Loud Reading Drilling method</p> <p>Flash cards</p> <p>Poem recitation with action</p> <p>Dramatization method</p> <p>Phonic sounds</p>	<p>Fun with learning Recite the poem with actions Dramatization method</p> <p>Word building activity</p> 	<p>To read the words with the help of phonic sounds</p> <p>Build confidence to recite the poem</p> <p>Grasp the lesson behind the story</p> <p>A sound words are easy to write</p>
February	<p><u>English Oral</u> <u>Reading</u>: Two Letters Words & 'A' Sound Words <u>Rhyme</u> : Winter Winter <u>Story</u>: Always Share (Question – Answer) <u>Jolly Phonics</u> : A to Z <u>Written</u> :</p> <ul style="list-style-type: none"> 'A' Sound Words Name the pictures Animals Name 	<p>Loud Reading Drilling method</p> <p>Flash cards</p> <p>Poem recitation with action</p> <p>Dramatization method Demonstration method</p>	<p>Fun with learning</p> <p>Recite the poem with actions</p> <p>Dramatization method Word building activity</p> 	<p>To read the words with the help of phonic sounds</p> <p>Build confidence to recite the poem Grasp the lesson behind the story</p> <p>Easy to write words</p>

HINDI






Month	Hindi Lesson	Teaching aids and Methodology	Activities Based on Experiential learning	Learning outcomes
April	<u>Hindi Oral</u> Reading : अ से ऋ Rhyme : सूरज Story : चींटी और कबूतर <u>Written :</u> <ul style="list-style-type: none"> अ, आ ,इ, , ई, उ, ऊ, ऋ चित्र मिलान 	Loud Reading Drilling method Poem recitation with actions Dramatization method Demonstration method Flash cards Live examples with real objects	Integration with arts Integration with dance and action Tracing in the air 	To recognize the letters with the help of phonic sound. Recite the poem Understand the moral of the story Develop writing skills 
May	<u>Hindi Oral</u> Reading : अ से अः Rhyme : मां Story : चींटी और कबूतर <u>Written :</u> <ul style="list-style-type: none"> ए, ऐ, ओ, औ, अं, अः, अ से अः रिक्त स्थान भरे चित्र पहचानो 	Loud Reading, Flash cards, real objects Poem recitation with actions Dramatization Demonstration method	Integration with art Integration with dance Expressions Voice modulation Tracing in the air ,on sand and rangoli colors	Students will able to recognise the swar learn different new words Improve imaginary skills Develop to write in sequence 

JUNE - SUMMER VACATION

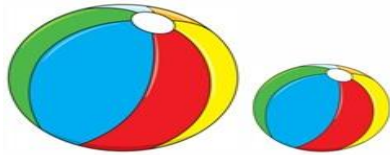


July	<u>Hindi Oral</u> Reading : Recapitulation of Swar-अ से अः, Introduction of vayanjan -	Identify the letter with the help of flash cards Real objects	Speaking activity Drilling method	Phonic awareness Develop and understanding of sound associated with
------	---	--	--	--



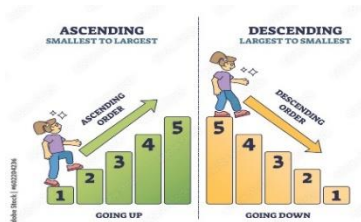
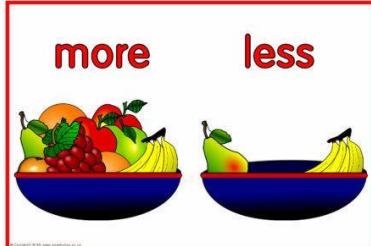
	<ul style="list-style-type: none"> चित्र पहचानो श्रुतलेख रिक्त स्थान भरें 	Demonstration method		
October	<p><u>Hindi Oral</u> Reading : Vyanjans क से ब Rhyme : दुनिया Story : मूर्ख बकरी</p> <p><u>Written :</u></p> <ul style="list-style-type: none"> Vayanjan _ द, ध, न, प, फ, ब, क से ब चित्र पहचान कर सही अक्षर पर गोला लगाओ श्रुतलेख रिक्त स्थान भरे 	<p>Loud Reading</p> <p>Drilling method</p> <p>Poem recitation with actions</p> <p>Dramatization method</p> <p>Demonstration method</p> <p>Flash cards</p> <p>Live examples with real objects</p>	<p>Speaking activity</p> <p>Singing and dancing</p> <p>Puppet show Learn with fun</p>	<p>Improve their Reading skills</p> <p>Learn new words and its meaning</p> <p>Able to understand the story and moral</p> <p>Able to understand the difference between Reading and writing</p>
November	<p><u>Hindi Oral</u> Reading : Vyanjans क से श Rhyme : चिड़िया Story : किसान और बादल</p> <p><u>Written :</u></p> <ul style="list-style-type: none"> Vayanjan - म, भ, य, र, ल, व, श, क से श चित्र पहचानो श्रुतलेख 	<p>Loud Reading</p> <p>Flash cards</p> <p>real objects</p> <p>Poem recitation with actions</p> <p>Dramatization</p> <p>Demonstration method</p>	<p>Rhyming Bingo cards</p> <p>Discussion method</p> <p>Using gesture and actions</p> <p>Learn with fun</p>	<p>Improve their Reading skills</p> <p>Learn new words and its meaning</p> <p>understand the story and its moral</p> <p>understand the difference between Reading and writing</p>











	<ul style="list-style-type: none"> रिक्त स्थान भरें 			
December	<p><u>Hindi Oral</u></p> <p>Reading : Vyanjans क से ज़</p> <p>Rhyme : मछली रानी</p> <p>Story : किसान और बादल</p> <p><u>Written :</u></p> <ul style="list-style-type: none"> Vyanjan ष, स, ह, क्ष, त्र, ज, क से ज़ चित्र पहचानो अक्षर जोड़ 	<p>Identify the letter with the help of flash cards</p> <p>Learn Swar with the help of Swar mala</p> <p>With singing and action</p> <p>With act</p> <p>Demonstration method</p>	<p>Puzzle game</p> <p>Rhyming Bingo cards</p> <p>Role play</p> <p>Worksheet</p> 	<p>Improve their Reading skills</p> <p>Learn new words and its meaning</p> <p>Understand the story and moral</p> <p>Understand the difference between Swar and vyanjans</p>
January	<p><u>Hindi Oral</u></p> <p>Reading : Vyanjans क से ज़, दो अक्षर के शब्द</p> <p>Rhyme : स्वर गीत</p> <p>Story : कुदरत के दो रास्ते</p> <p><u>Written :</u></p> <ul style="list-style-type: none"> Vyanjanक से ज़, चित्र पहचानो दो अक्षर के शब्द 	<p>Loud Reading</p> <p>Drilling method</p> <p>Poem recitation with actions</p> <p>Dramatization method</p> <p>Flash cards</p>	<p>Introduce new words</p> <p>Rhyming Bingo cards</p> <p>Using gesture and actions</p> <p>Learn with fun</p> <div> <div> घ + र घर ब + स बस </div> <div> फ + ल फल क + प कप </div> </div>  	<p>Learn new words</p> <p>Easy to recite Rhyme in rhythm</p> <p>learn voice modulation</p> <p>Able to write two letters words</p> 
February	<p><u>Hindi Oral</u></p> <p>Reading : दो अक्षर के शब्द</p> <p>Rhyme : नन्ही चींटी</p> <p>Story : कुदरत के दो रास्ते</p> <p><u>Written :</u></p> <ul style="list-style-type: none"> चित्र पहचानो दो अक्षर के शब्द 	<p>Live examples with real objects</p> <p>Recitation with action</p> <p>With act</p> <p>Practice</p>	<p>Rhyming Bingo cards</p> <p>Using gesture and actions</p> <p>Learn with fun</p> <p>Work sheet</p> 	<p>Easily to read two letter words</p> <p>Improve expression while recite Rhyme</p> <p>Able to narrate a story</p> <p>Understand how to form words</p>


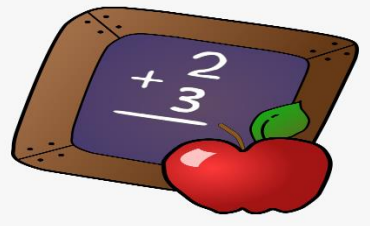
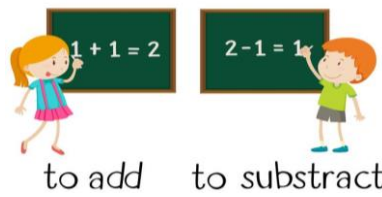
MATHEMATICS

Month	Maths Lesson	Teaching aids and Methodology	Activities Based on Experiential learning	Learning outcomes
April	<u>Maths Oral</u> <ul style="list-style-type: none"> Oral Counting of 0-30 Recognition no's 0-30 Recognition of shapes Circle Concept of Big/Small <u>Written :</u> <ul style="list-style-type: none"> Serial Counting 0-20 Missing No's Count and Write 	Number chart ,Flash cards Real objects Play way method Demonstration method Learning by doing	By counting objects in the class Use clay to make circle Sorting game Big and small hunt Tracing numbers for good formation Numerical orders of numbers	Able to recognize the numbers Able to recognize the shape Improve critical thinking Improve motor skills  BIG SMALL
May	<u>Maths Oral</u> <ul style="list-style-type: none"> Oral : Counting 0 – 40 Recognition of nos. 0 – 40 Recognition of shape Circle Concept of Inside/Outside <u>Written :</u> <ul style="list-style-type: none"> Serial Counting 0- 40 What Comes After (0 to 10) Count and write 	Drill method Wooden tray Play way method Demonstration method	Count the objects in number sequence Sing songs and Rhymes about shape circle Use objects like beads and blocks Worksheet 	Learn the counting independently Understanding of numerical order. Improve number recognition 
JUNE - SUMMER VACATION				
July	<u>Maths Oral</u> <ul style="list-style-type: none"> Revision of Counting 0 – 50 	Drill method	By counting objects in the class Differentiate the objects	By counting objects in the class Differentiate the objects

	<ul style="list-style-type: none"> Recognition of nos. 0 – 50 Recognition of shape Triangle Concept of Few/More <p><u>Written :</u></p> <ul style="list-style-type: none"> Recapitulation: Serial Counting 0-40, Counting 41 to 50 What Comes After (0 to 20), Dictation 	<p>Flash cards</p> <p>With real objects</p> <p>Demonstration method</p>	<p>based on shapes</p> <p>To associate the numbers to its quantity</p> <p>Use real life examples for what comes after</p> 	<p>based on shapes</p> <p>To associate the numbers to its quantity</p> <p>Use real life examples for what comes after</p> 
August	<p><u>Maths Oral</u></p> <ul style="list-style-type: none"> Oral :Oral Counting 0 – 60 Recognition of nos. 0 – 60 Recognition- shape Triangle, Concept of Few I More <p><u>Written :</u></p> <ul style="list-style-type: none"> Serial Counting 0- 60 Back Counting 10 – 0 What Comes After (0 to 20) What Comes Between (0 – 10),Dictation 	<p>Drill method</p> <p>Flash cards</p> <p>With real objects</p> <p>Demonstration method</p>	<p>By counting objects in the class</p> <p>Shape Sorting game</p> <p>Worksheet</p> <p>Flash cards with numbers in descending order(back counting)</p> 	<p>Develop a strong foundation in counting.</p> <p>Able to find shape around them</p> <p>Improve critical thinking</p> 
September	<p><u>Maths Oral</u></p> <ul style="list-style-type: none"> Oral Counting 0-70 Recognition of nos. 0 – 70 Recognition of shape Square Concept of Heavy & Light 	<p>Drill method</p> <p>Flash cards</p> <p>Use of real objects</p> <p>Demonstration method</p>	<p>By counting objects in the class</p> <p>Use pop sticks to make formation square</p> <p>Experiential learning</p> <p>Tracing numbers for good formation</p>	<p>Understanding of numerical order .</p> <p>Improve number recognition</p> <p>Able to draw the square shape</p> <p>Able to identify weight and quantity</p>

	<p><u>Written :</u></p> <ul style="list-style-type: none"> Serial Counting 0-70, What Comes After (0 to30) Back Counting (10-0) What Comes Between (0-20) Dictation 	Learn with fun	<p>With number game</p> 	<p>Strengthened mental abilities</p> 
October	<p><u>Maths Oral</u></p> <ul style="list-style-type: none"> Oral : Oral Counting 0 – 80 Recognition of nos. 0 – 80 Recognition of shape Square Concept of Heavy & Light <p><u>Written :</u></p> <ul style="list-style-type: none"> Serial Counting 0-80 What Comes After (0to30) Back Counting (10-0) What Comes Between (0 – 20) 	<p>Drill method</p> <p>Flash cards</p> <p>With real objects</p> <p>Demonstration method</p>	<p>Numerical orders of numbers</p> <p>Count the objects in number sequence</p> <p>Tracing and coloring the shape</p> <p>With experiential learning Worksheet.</p> <p>By counting objects in the class</p> <p>Tracing and coloring</p> <p>Use clay to make rectangle</p> 	<p>Sequential numbers</p> <p>Able to identify the numbers</p> <p>Able to recognize the shape</p> <p>Able to understand difference between heavy and light</p> <p>Able to understand backward and forward counting</p> 
November	<p><u>Maths Oral</u></p> <ul style="list-style-type: none"> Oral : Counting 0 – 100, Recognition of nos. 0 – 100 Back Counting (20-0), Recognition of shape rectangle Concept of Above & Below <p><u>Written :</u></p>	<p>Drill method</p> <p>Flash cards</p> <p>With real objects</p> <p>Demonstration method</p>	<p>Visualization Worksheet</p> <p>Count the objects in number sequence</p> <p>Tracing and coloring</p>	<p>Understanding of numerical order.</p> <p>Improved number recognition</p> <p>Understanding of above and below</p>

	<ul style="list-style-type: none"> Serial Counting 0-100 What Comes After (0 to 30) Back Counting (20-0) What Comes Between (0 – 20) 			
December	<p><u>Maths Oral</u></p> <ul style="list-style-type: none"> Oral : Counting 0 – 100, Recognition of nos. 0 – 100 Back Counting (20-0) Recognition of shape rectangle Concept of Above & Below <p><u>Written :</u></p> <ul style="list-style-type: none"> Serial Counting 0-100 Number's Name (1-5) Sums of addition What Comes Between (0 – 20) 	<p>Drill method</p> <p>Flash cards</p> <p>With real objects</p> <p>Demonstration method</p>	<p>Addition and subtraction with the help of objects</p> <p>Worksheet</p> <p>With play way method</p> <p>Shape sorting game</p> 	<p>Easily to do the different Activities related with numbers</p> <p>Memorize the numbers</p> <p>Easy to recognize the shapes</p> <p>Understanding of different objects</p> <p>Memorize the numbers name easily</p> 
January	<p><u>Maths Oral</u></p> <ul style="list-style-type: none"> Oral : Counting 0 – 100 Recognition of nos. 0 – 100 Back Counting (20-0) Recognition of shape - Cone Concept of Above & Below <p><u>Written :</u></p> <ul style="list-style-type: none"> Number's Name (1-5) 	<p>Flash cards</p> <p>Real objects</p> <p>Demonstration</p>	<p>Experiential learning</p> <p>Match numbers with corresponding number</p> <p>Addition with the help of different objects</p>	<p>Memorize the numbers</p> <p>To memorize and write the corresponding numbers</p> <p>Identify the different shapes</p> <p>With the help of different activities student will able to do sums of addition</p>

	<ul style="list-style-type: none"> Sums of addition What Comes Between What Comes After 			
February	<p>Maths oral</p> <ul style="list-style-type: none"> Oral : Counting 0 – 120, Recognition of nos. 0 – 100 Number's Name (1-10) Recognition of all shapes (Circle, tringle, Square, Rectangle, Cone) Concept of Above &Below <p>Written :</p> <ul style="list-style-type: none"> Number's Name (6-10) Sums of addition & Sums of Subtraction 	<p>Learn with fun</p> <p>Real objects</p> <p>Demonstration method</p>	<p>Different activities</p> <p>Worksheet related with shapes</p> <p>With experiential learning</p> <p>Addition and subtraction with the help of objects</p> <p>Worksheet</p>  <p>to add to subtract</p>	<p>Identify the different shapes and objects related to different shapes around them</p> <p>Strong foundation in counting</p> <p>Understand the different concept easily</p> <p>With the help of different activities student will able to do sums of addition and subtraction</p>

PUNJABI


Month	Punjabi Lesson	Teaching aids and Methodology	Activities Based on Experiential learning
July	ਅਰਦਾਸ	Flash cards Audio video	Able to recite a poem with actions. Able to learn new words and its meaning recite a Rhyme in rhythm
August	ਮੈਡਮ ਜੀ ਨਮਸਤੇ	Flash cards Audio video	Able to recite a poem with actions. Able to learn new words and its meaning recite a Rhyme in rhythm
September	ਬੀਬਾ ਬਾਲ	Flash cards Audio video	Able to recite a poem with actions. Able to learn new words and its meaning recite a Rhyme in rhythm
October	ਆਓ ਜੀ ਆਓ ਜੀ	Flash cards Audio video	Able to recite a poem with actions. Able to learn new words and its meaning recite a Rhyme in rhythm
November	ਦਾਦੀ ਮਾਂ	Flash cards Audio video	Able to recite a poem with actions. Able to learn new words and its meaning recite a Rhyme in rhythm
December	ਗੁਟਰ ਗੁੰ	Flash cards Audio video	Able to recite a poem with actions. Able to learn new words and its meaning recite a Rhyme in rhythm
January	ਮਿੱਠੂ ਤੇਤਾ	Flash cards Audio video	Able to recite a poem with actions. Able to learn new words and its meaning recite a Rhyme in rhythm
February	ਅਬਲੂ ਬਬਲੂ	Flash cards Audio video	Able to recite a poem with actions. Able to learn new words and its meaning recite a Rhyme in rhythm

EVS





Month	Lesson	Teaching aid and Methodology	Activities (Based on experiential learning)	Learning Outcome
April	Me & myself Me & my family	Demonstration Music, videos Play way method,	Live examples Game based learning	Understanding of different body parts and their functions understand the relation with family
May	Me & my school Me & my neighborhood	Real objects Demonstration method	Using Class room objects Videos	Familiarity with school environment, rules and responsibility. Social emotional development






June Summer Vacation

July	Me and my society	Live example By act	Videos Worksheet	Awareness of society & role Safety and awareness
August	Me & my country	Flash cards	worksheet	Awareness of the country Recognize the symbol of our country
September	Me & my world and my universe	Picture chart Live examples with models	AV room ,draw & coloring	Awareness of the world , curiosity & exploration
October	Me & my nature and health	PPT and Flash cards	Activities	Get knowledge about healthy and unhealthy food
November	Me & my safety	Models of vehicles and Flash cards	Activity on traffic rules	Awareness of Safety Rules Knowledge of different means of transport
December	Me & my surrounding	PPT and Flash cards	Story telling	Learn about surrounding & improve Cognitive skills
January	Me & my connections	Audio Visual aid and Flash cards	Activities Worksheet	Social relationship Awareness of community helpers
February	Me and my god	PPT and Flash cards	worksheet	Sense of gratitude , to learn about different religions and their festivals

Month	Password	Life skill Activities	Science Activities
April	Open /close Give /Take	Arrange the books and bag	Dancing rice
May	Tear /Hurt	Pouring the water	Magic with colours
 June Summer Vacation			
July	Yell	Put the pegs around the plate	Acid reaction
August	Ache /Nap	Lemonade making	Sink and float
September	Glad /Wake	Mashing the potatoes	Chemical reaction
October	Attire/Cherish	Sorting of pulses	Air exert pressure
November	Donate/Buy	Pairing of socks	
December	Wide/ Find	Pod peeling	Pop balloon with orange peel
January	Tired/Hold	Folding of t -shirt	How to change the color with different ingredient
February	Admit	Buttoning and unbuttoning	Density of oil and water

ACTIVITIES AND CELEBRATION

Month	Celebrations	Competitions	Important day's Activities
April	Baisakhi Celebration World Earth Day & Blue Colour Day Celebration	Solo dance 	World Health Day National Pet Day Art Activity World Heritage Day English Language Day & Book Reading Day International Dance Day
May	Mother's Day Celebration Mango Party and Yellow Colour Day Celebration Laughter day Celebration	English Rhyme recitation 	International Labour day World Red Cross Day National Technology Day International day of Families Birth Anniversary of Mahatma Satyanand Munjal ji
June Summer Vacation			
July	Van Mahotsav and Green Color Day Celebration	Coloring competition 	Paper bag Day World chocolate day National horse day World emojis day National mango day International chess day National parents day International Tiger Day Kargil Vijay Divas
August	Teej Celebration Independence Day Celebration Janmashtami Celebration	Clay modelling Competition 	International friendship Day National watermelon day International dog day World Photography Day Rakhi making Activity National Sports day World Elephant Day World Lion day Janmashtami Celebration

September	Teacher's Day Celebration Grandparent's Day Celebration	Hindi calligraphy competition Class presentation 	International Literacy Day World coconut day Hindi Divas activity World Peace Day and White Color day World Tourism Day World Heart Day World Rhino Day World Ozone Day Nutrition week
October	Dussehra Celebration Diwali Celebration	English story telling Competition 	Gandhi Jayanti and Lal Bahadur Shastri Jayanti World Animal Welfare Day Indian Air force Day World Post Office Day Global Hand Washing Day World Food Day World Panda Day World Smile Day
November	Children Day Celebration Guru Nanak Dev Ji Jayanti Celebration Martyrdom of shri guru teg bahadur ji	Show and tell Competition 	World Kindness Day World Public Transport Day World Television Day National education day
December	Christmas Day & Red Color Day Celebration	Hindi story telling competition 	National pollution control day Indian Navy Day World soil day International mountain day National horse day Armed Forces Flag Day National Energy Conservation Day Mathematics week Farmer's Day
January	Lohri Celebration Republic day Celebration	Annual function 	Indian Army Day Road Safety Week Basant Panchami International zebra day
February			National toothache day Maharishi Dayanand Saraswati Jayanti World Radio Day